



Pressure Reducing Valve

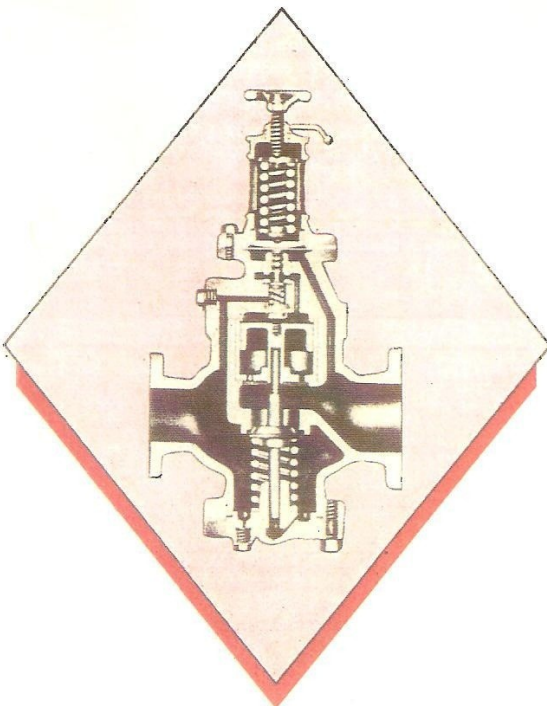
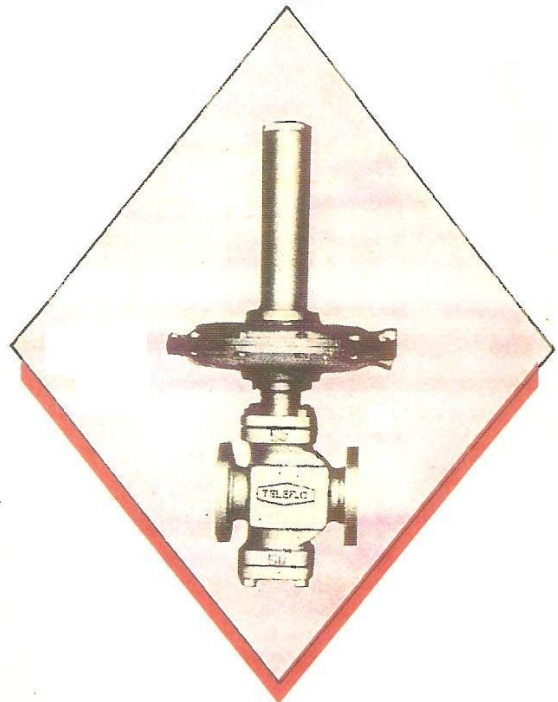
Introduction:

■ In general usage, automatic control tends to imply relay — operated control system. Self-operated control system however may be sufficient in many cases of applications depending on requirements in terms of the nature of the process, installation site and performance. Pressure regulator (self-operated pressure control valve) was designated as "Pressure regulating valve". Regulating valve is a generic term of control valves which do not use any auxiliary power sources such as air and electricity, and which directly receive the required power from the controlled system through pressure detecting means to actuate the valve.

Pressure regulating valves (referred to as regulators in this catalogue) have features of economy in equipment costs, simple construction and care in maintenance.

■ Regulators can be classified into those of direct acting type wherein the detecting means serves as the actuating means to operate the valve plug, and those of pilot operated type wherein a pilot mechanism is provided to give a high output. In selecting a regulator type, it is economical to select one according to the size of process load fluctuation.

■ If your special requirement cannot be met by those contained in this catalogue, please contact us. We are prepared to offer you those products.



■ PRIMARY PRESSURE REGULATORS

Installation of this valve makes it possible to regulate the fluid pressure at a constant value on the inlet side of the valve, irrespective of fluctuating in load. Set pressure is designed within a range of 28 to 1.0 Kg f/cm² g.

■ SECONDARY PRESSURE REGULATORS

Installation of this valve makes it possible to regulate the fluid pressure at a constant value on the outlet side of the valve, irrespective of fluctuation in load. Set pressure is designed within a range of 10 to 1.0 Kg f/cm² g.

■ DIFFERENTIAL PRESSURE REGULATORS

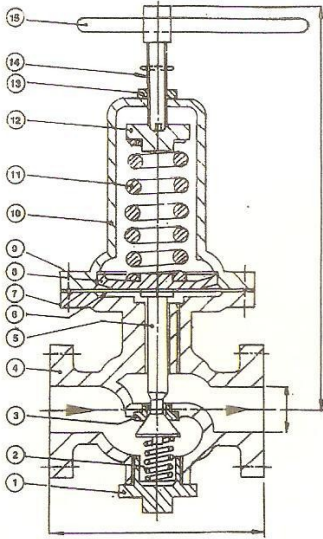
Installing of this valve makes it possible to regulate the pressure differential between the outlet (or the inlet) side of this valve and the line pressure of a different system at a constant value, irrespective of fluctuation in load. Set pressure is designed within range of 7 to 0 Kg f/cm² g.

■ PILOT OPERATED TYPE SECONDARY PRESSURE REGULATORS

Installation of this valve makes it possible to regulate the fluid pressure at a constant value on the outlet side of the valve, irrespective of fluctuation in load. Set pressure varies for each model, but it is designed within a range of from 22 to 0.5 Kg f/cm².

FOR PROCESS INDUSTRIES

Pressure and Flow Curves for TELEFLO Pressure Reducing Valve



1.	Cover.
2.	Bot Spring.
3.	Seat.
4.	Body.
5.	Stem.
6.	Diaphragm.
7.	Gasket.
8.	Diaph. Plate.
9.	Bolt & Nut.
10.	Bonnet.
11.	Spring top.
12.	Spring Button.
13.	Lock nut.
14.	Adjustment Screw.
15.	Tommy car.

